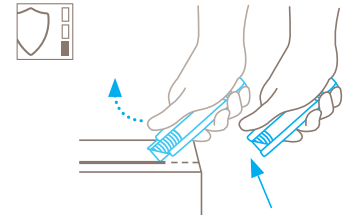


TECHNICAL DATA SHEET

SECUNORM HANDY NO. 445

Safety technology



Automatic blade retraction – a high degree of safety

The automatic blade retraction of the SECUNORM HANDY guarantees a very high degree of safety from cut injuries. As soon as you've started the cut remove your thumb from the slider. The blade will then withdraw back into the handle immediately after leaving the material being cut.



COMPACT SAFETY KNIFE WITH AUTOMATIC BLADE RETRACTION, ESPECIALLY FOR CUTTING CARDBOARDS.

Order No. 445.02

A classic, in pocket form.

The SECUNORM HANDY is compact, but don't be fooled! Being handy doesn't mean it's quaint. This is a cutting tool with "bite" and all the qualities required for the job. Compact yet versatile, lightweight but extremely handy, the SECUNORM HANDY is suitable for a variety of cutting applications. High frequency cutting is no problem.

4-times usable blade

Why do you benefit more from your blade? With its four sharp edges, it can be rotated four times. That's why. The result? Blade life is quadrupled and you stay sharp for longer.

Double-sided slider

With the right hand? With the left hand? It's all the same. We have fitted the SECUNORM HANDY with a slider that is accessible from both sides. Now that's handy!

Small, but robust

Don't take this cutter at face value. It is small, but it is tough. The plastic insert sits snug within a coated metal handle. Light and compact, the SECUNORM HANDY will guide you through thick and thin, long term.

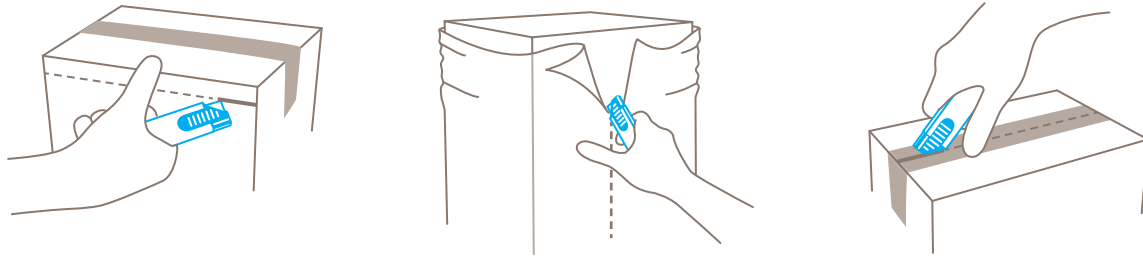
Handy format

The SECUNORM HANDY can slip into every pocket. For times when it's not in use. When in use, you will appreciate its lightness and size. Ribbing on the slider is a grippy-bonus.

Tool-less blade change

Changing the blade is simple. And tool-less. Simply pull the plastic inset out of the cutter body. Rotate or change the blade, replace the insert, job done!

USAGE



PRODUCT FEATURES

Technical features



High safety



Tool-less blade change



Abrasion resistant



Ergonomic



4-times usable blade



Extended blade length



Cutting depth



For right and left hander



Printable for promotional purposes

Main cutting materials



Cardboard: up to 2-ply



Wrapping, stretch, and shrink foil



Tape



Plastic strapping band



Bagged goods



Layers of foil or paper



Yarn, cord



Textile, material

Installed blade



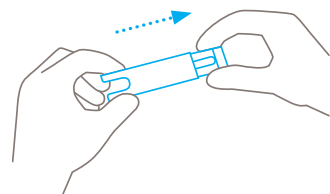
NO. 45
0.30 mm

Optional blade

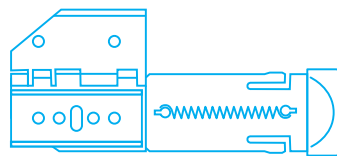


NO. 145
0.30 mm, stainless

BLADE CHANGE



Pull plastic part out of handle's end.



When turning a blade over or putting a new one in, make sure it fits onto the two pins.

SERVICES OFFERED



Safety poster



Training video



Technical data sheet



Consulting service

PRODUCT AND PACKAGING DETAILS

Order No.	NO. 445.02	Packaging unit	1 in single unit box
Knife size (L x W x H)	100 x 7.8 x 25.5 mm	Size Single unit box	103 x 10 x 29 mm
Weight knife	35.0 g	Weight single unit box	37.8 g
Basic material	Steel	EAN Code single unit box	4002632905995
Extended blade length	13.3 mm	Quantity in outer pack	20 knives
Cutting depth	8.5 mm	Size outer pack	155 x 115 x 40 mm
		Weight outer pack	787.5 g
		EAN Code outer pack	4002632957314
		Customs tariff number	82119300

SAFETY CERTIFICATE

Date of issue	27.08.2010
Certification	GS certificate NO. S 60033010

Certificates and awards



SECURITY ADVICE

To ensure that you use your new MARTOR knife safely and most effectively, please read and note the following user-instructions. Please keep the written guide in a safe place so that you can access it at any time.

1. General application instructions: Please use the product carefully for cutting work only and not for any purposes other than those that are intended. Please take the correct handling and the proper use of the knives into account in this regard.

2. Special application instructions to avoid the danger of injuries: Only use knives that are in perfect condition and have sharp, clean and undamaged blades. employ the utmost care when handling the knives.

CAUTION: The blade is sharp and can result in serious and deep cuts. Therefore, never reach into the blade! To reduce the danger of injuries, hold the hand that is being used to restrain and stabilise the cutting base in such a manner that the restraining hand or even other body parts are not endangered in the event that the knife slips.

3. Replacement of spare parts: Replace any blades that become dull at the right time! Use only the replacement blades

available at MARTOR for this purpose. Dispose of old blades in a proper fashion. They should not be placed in a waste paper bin, as this poses a considerable danger of injuries. Never perform any repairs yourself. If the knife displays signs of aging or other wear, e.g. function problems when changing the blade or in the handling of the blade pushers, then it must be rejected and replaced with a new one. Any modifications or manipulations to the product are prohibited, as they impair the product safety. **CAUTION:** There is an extremely high danger of injuries here!

4. Non-use of the knife: Always secure the blade in such a way that injuries due to cuts are excluded. Store the knife in a secure place.

5. Care instructions: Always keep the knife clean and do not expose it to unnecessary humidity to safeguard a long service life.

CAUTION: No liability will be assumed for consequential losses. Subject to technical changes and errors! This knife does not belong in the hands of children!

ACCESSORIES

BELT HOLSTER M WITH CLIP NO. 9921




What do you do with your cutting tools when you are not actually using them? The MARTOR BELT HOLSTER M is a robust holder that allows you to carry all midsize MARTOR cutters as well as our safety scissors at all times. In addition, the interior and exterior pockets are designed to allow you to load different tools: for example you can carry an extra cutter, a pen and a pack of blades. The MARTOR BELT HOLSTER is the ideal place to stow your tools safely when moving from A to B - and have them at hand, as soon as they are required.

USED BLADE CONTAINER NO. 9810



You can fill the USED BLADE CONTAINER with the content of your SAFEBOX. Or directly with your used blades. When the box is full, turn the lid until it shuts. Now the box cannot be reopened. The next step is to safely and completely dispose of the filled USED BLADE CONTAINER.

WALL MOUNT BRACKET USED BLADE CONTAINER NO. 9845



Include it in your order now! With this mounting bracket you can fix your USED BLADE CONTAINER to a central location. Use the clamp and screws and nuts supplied with the product to attach it to either a pipe or a rod.

SAFEBOX NO. 108000



The SAFEBOX is large enough to store a large number of used blades safely. And at the same time, it is compact enough to carry with you. The two slits are not only used for filling, but also to „shorten“ your snap-off blades. When your SAFEBOX is full, empty it into your USED BLADE CONTAINER.

MANUFACTURER

MARTOR KG | Lindgesfeld 28 | 42653 Solingen | Germany
T +49 212 73870-0 | F +49 212 73870-90 | info@martor.de | www.martor.com